

# NIFTY INDEX DAILY REPORT



---

20<sup>th</sup> May, 2026 |  
Wednesday



# NIFTY INDEX DAILY REPORT

20<sup>th</sup> May, 2026

Nifty 50 experienced a highly volatile trading session, opening lower by nearly 1% following standard weak global cues across Asia and heavy overnight selling in the US markets. The index plunged to an intraday low of 23,408.65 during early trade, heavily weighed down by systemic macro headwinds including severe pressure on the Indian Rupee, which slid further to historic lows near 96.90, and stubbornly high Brent crude prices holding above \$1110 a barrel. However, strong domestic institutional buying and sudden short-covering in heavyweights like Reliance Industries, which gained over 2%, sparked a robust mid-day recovery from the lower end of its recent 23,300–23,800 consolidation band. Erasing most of its steep morning losses, the Nifty 50 crawled back into positive territory by mid-afternoon before ultimately ending the day practically flat at 23,659, up 0.17%.

Bank Nifty index staged a strong intraday recovery to close in positive territory. Triggered by soaring global bond yields, heightened geopolitical tensions in the Middle East, and persistent macro headwinds like heavy FII outflows and a historic low for the Indian Rupee near 96.90, the banking index opened significantly lower at 53,015.70. It aggressively tested lower support levels, sliding to an intraday low of 52,836.10 during early trade as public sector banks continued to face structural selling pressure. However, strong domestic institutional buying and a robust recovery in private banking heavyweights like Kotak Mahindra Bank, Federal Bank, and ICICI Bank fueled a powerful afternoon short-covering rally. Erasing an intraday drop of over 500 points, Bank Nifty surged to a high of 53,640.90 before finally settling the volatile session near its day's high at 53,562.20, gaining 153.05 points.

Nifty Energy index emerged as a sectoral outperformer logging a robust gain of 1.48% to settle near the day's high at 40,154.95. Shrugging off an initial morning dip to an intraday low of 39,249.05 driven by flat benchmark trends and macro headwinds, the index staged a powerful V-shaped recovery to cross its key 40,000 psychological threshold and touch an intraday high of 40,227.65. Market breadth within the pocket remained comfortably bullish with 26 advances against 14 declines, supercharged by massive buying momentum in power infrastructure and heavy engineering. Furthermore, a strong 2.84% short-covering push in index heavyweight Reliance Industries, alongside solid gains in major oil marketing components like HPCL and IOC, helped the index firmly decouple from regional market fatigue and anchor itself as the top gaining sector of the session.

# NIFTY DAILY CHART

Nifty gained only 0.17% but failed to gain momentum and break the level of 23,800. Index continued to hover around the 23,659 level. Further upside can only be witnessed, if index breaks the mark of 23,800. On the flip side if index falls below the mark of 23,300, we may see further downside to the level of 23000. As of Now nifty continues to be within range of 23335-23,800.



INDICES	CLOSING	%CHANGE	SUPPORT	RESISTANCE
NIFTY	23,659.00	0.17%	23200	23800
BANK NIFTY	53,562.20	0.29%	53200	54380
SECTORIAL INDICES				
NIFTY IT	29,185.15	-0.42%	27,000	29,630
NIFTY PHARMA	24,843.15	-0.10%	24,310	25,000
NIFTY AUTO	25,914.35	0.84%	25,485	26,350
NIFTY REALTY	767.05	0.57%	730	780
NIFTY ENERGY	40,154.95	1.48%	39,270	40,655
NIFTY FMCG	50,520.55	-0.71%	49,700	51,490



# NOTES TO REPORT

---

## India Vix

It is a real time index measuring the market expectation of volatility over last 30 days. It is also called "Fear Gauge" or "Fear Index". Through this traders can expect Nifty 50 to swing up and swing down. In other words, it tracks magnitude of price movement.

## Stop-Loss

Stop-Loss, is an advance order placed by the traders, to sell or buy the security, when it reaches a particular price point. This is a type of automated "exit door", design to limit the investors loss in a particular position.

## Portfolio Diversification

It is a kind of strategy that advices investors to spread your investments across various asset classes. That may include various industries, various category of assets, like equities, ETF, Mutual funds, commodities, etc. This strategy is used to reduce risk.

## Market Sentiment

It is a collective feeling of investors, traders and analyst making the market, towards a particular stock, commodities, or index.

# RESEARCH TEAM



**Mr. Naresh Sharma**  
Research Head



**Ms. Moumita Samanta**  
Manager-Research





**Mr. Dev Aditya Chatterjee**  
Sr. Research Executive





**Mr. Vivek Kumar**  
Research Associate


# FOLLOW US

 [www.rmoneymoney.com](http://www.rmoneymoney.com)

 [rmoneymoney](https://www.facebook.com/rmoneymoney)

 [@rmoneymoney](https://twitter.com/rmoneymoney)

 [@RMoney\\_india](https://www.youtube.com/@RMoney_india)

 [@rmoneymoney](https://www.instagram.com/rmoneymoney)

 [RMoney](https://www.linkedin.com/company/RMoney)

# CONTACT US

**Contact Us:** 0562-4266600

**BSE Enlistment:** 5633

**SEBI RA:** INH000010335

**Compliance Officer:** Mr. Rahgib Hussain

## Research Disclaimer and Disclosure under SEBI (Research Analysts) Regulations 2014

RAGHUNANDAN CAPITAL PRIVATE LIMITED (hereinafter referred as "RMONEY") is engaged into the business of Stock Broking, Depository Participant and Distribution of various financial product. RMoney is also registered as a Research Analyst under SEBI (Research Analyst) Regulations, 2014, SEBI Reg. No INH000010335.

The report / information / opinions have been prepared by RMONEY and are subject to change without any notice. The report and information contained herein is strictly confidential and meant solely for the selected recipient and may not be altered in any way, transmitted to, copied or distributed, in part or as a whole, to any other person or to the media or reproduced in any form, without prior written consent of RMONEY. The information provided in the Report is from publicly available data, which we believe, are reliable. While reasonable endeavors have been made to present reliable data in the Report as it relates to current and historical information, but RMONEY does not guarantee the accuracy or completeness of the data in the Report. Accordingly, RMONEY or any of its connected person including its directors or subsidiaries or associates or employees, shall not be in any way responsible for any loss or damage that may arise to any person from any inadvertent error in the information contained, views and opinions expressed in this publication.

This report is not directed to, or intended for display, downloading, printing, reproducing or for distribution to or use by, any person or entity who is a citizen or resident or located in any locality, state, country or other jurisdiction where such distribution, publication, reproduction, availability or use would be contrary to law or regulation or what would subject RMONEY or its affiliates to any registration or licensing requirement within such jurisdiction.

If this report is inadvertently sent or has reached any person in such country, especially, United States of America, the same should be ignored and brought to the attention of the sender. This document may not be reproduced, distributed or published in whole or in part, directly or indirectly, for any purposes or in any manner.

Foreign currencies denominated securities, wherever mentioned, are subject to exchange rate fluctuations, which could have an adverse effect on their value or price, or the income derived from them. In addition, investors in securities such as ADRs, the values of which are influenced by foreign currencies, effectively assume currency risk. It should not be construed as an offer to sell or a solicitation to buy any security.

Past performance should not be taken as an indication or guarantee of future performance, and no representation or warranty, express or implied, is made regarding future performance. The price, value of and income from any of the securities or financial instruments mentioned in this report can fall as well as rise.

The Report also includes analysis and views of our research team. The Report is purely for information purposes and does not consider investment recommendation/advice or an offer or solicitation of an offer to buy/sell any securities. The opinions expressed in the Report are our current opinions as of the date of the Report and may be subject to change from time to time without notice. RMONEY or any person connected with it does not accept any liability arising from the use of this document.

Investors should not solely rely on the information contained in this Report and must make investment decisions based on their own investment objectives, judgment, risk profile and financial position. The recipients of this Report may take professional advice before acting on this information.

As RMONEY along with its associates, are engaged in various financial services business and so might have financial, business or other interests in other entities including the subject company/ies mentioned in this Report. However, RMONEY encourages independence in preparation of research reports and strives to minimize conflict in preparation of research reports. RMONEY and its associates did not receive any compensation or other benefits from the subject company/ies mentioned in the Report or from a third party in connection with preparation of the Report. Accordingly, RMONEY, its research analyst or associates, do not have any material conflict of interest at the time of publication of this Report.

RMONEY or its associates might have received any compensation from the companies mentioned in the report during the period preceding twelve months from the date of this report for services in respect of managing or co-managing public offerings, corporate finance, investment banking or merchant banking, brokerage services or other advisory service in a merger or specific transaction in the normal course of business. RMONEY or its analysts did not receive any compensation or other benefits from the companies mentioned in the report or third party in connection with preparation of the research report.

Please note that RMONEY has a proprietary trading desk. This desk maintains an arm's length distance with the Research team and all its activities are segregated from Research activities. The proprietary desk operates independently, potentially leading to investment decisions that may deviate from research views.

RMONEY does not have actual/beneficial ownership of 1% or more securities of the subject company(ies) at the end of the month immediately preceding the date of publication of Research Report. Associates of RMONEY may have actual/beneficial ownership of 1% or more securities of the subject company(ies) at the end of the month immediately preceding the date of publication of Research Report; however, the same shall have no impact whatsoever on the specific recommendations made by the analyst(s) in the research report.

We confirm that the Research Analysts preparing these recommendations rely solely on their professional expertise and do not utilize Artificial Intelligence tools in delivering research services

We submit that no material disciplinary action has been taken on us by any regulatory authority impacting Research activities.