

# NIFTY INDEX DAILY REPORT



---

14<sup>th</sup> May, 2026 |  
Wednesday



# NIFTY INDEX DAILY REPORT

14<sup>th</sup> May, 2026

**Nifty 50** traded with positive bias for the second consecutive trading session and gained 277 points, amid euphoria in global markets on Trump's and Xi's jingling summit in China. Markets eagerly await positive developments from the summit, which may help the global crisis, which has started amid the ongoing US-Iran war since the month of February, thus pushing the crude oil prices over \$100. However, continued weakness in the Indian Rupee, which touched the high of Rs95.96, is keeping the market on check along with continuous selling by FIIs. May is the 11th consecutive month which saw selling by the FII. On the flip side, the market remained supported by the continuous buying by domestic institutional investors.

**Bank Nifty** index pared previous day's losses and gained 1.27% to settle the day at the level of 54,128.95, after hitting the daily high of 54,393.75. The rally in the Bank Nifty is supported by the surge in private banks, which snapped a four-session losing streak as sentiment improved following positive cues from the Trump-Xi Summit in Beijing. Bank Nifty reclaimed the level of 54,000 mark, sustaining at this level, and a breach of 54,343, may further aid the index to move towards the next upside target of 54,960.

**Nifty Metal** index extended its euphoric run on May 14, 2026, surging 271.45 points to settle at 13,562.25. This rally was primarily fueled by a significant spike in global metal prices, with base metals reaching all-time highs on the London Metal Exchange. During the session, the index hit an intraday peak of 13,580, propelled by robust gains from heavyweights such as Vedanta (+3.0%) and Hindalco (+2.4%). Adani Enterprises emerged as a top gainer, while a notable recovery in steel giants like SAIL and Tata Steel further solidified the sector's dominant performance.

**Nifty Pharma** index surged 655 points to finish the session at 24,573.30. The rally was spearheaded by a stellar performance from Cipla, which jumped over 8% fueled by strong fundamentals, while other major players like Zydus Lifesciences (+4.56%), Ipca Labs, and Glenmark also secured impressive gains. Buoyed by favorable regulatory shifts and resilient export demand, the sector successfully moved past previous anxieties regarding Q4 earnings dips to emerge as a key market driver.

# NIFTY DAILY CHART

Nifty saw gain of 277 points and managed to close at 23,689.60. But Index still remains under the key level of 23,800. Only after a sustainable breach of 23,800 level, can index move towards the next upside destination of 24,000-24,100. However, RSI at 45.86 is hinting at room for the upside in the index and is supportive on the technical levels.



INDICES	CLOSING	%CHANGE	SUPPORT	RESISTANCE
NIFTY	23,689.60	1.18%	23200	23800
BANK NIFTY	54,128.95	1.26%	53200	54380
SECTORIAL INDICES				
NIFTY IT	27,360.35	-1.99%	27,000	27,000
NIFTY PHARMA	24,551.05	2.74%	24,310	24,700
NIFTY AUTO	26,049.70	0.62%	25,750	27,101
NIFTY REALTY	770.10	0.77%	730	780
NIFTY ENERGY	40,080.15	0.65%	39,270	40,655
NIFTY FMCG	50,779.15	0.35%	49,700	51,490



# NOTES TO REPORT

---

## India Vix

It is a real time index measuring the market expectation of volatility over last 30 days. It is also called "Fear Gauge" or "Fear Index". Through this traders can expect Nifty 50 to swing up and swing down. In other words, it tracks magnitude of price movement.

## Stop-Loss

Stop-Loss, is an advance order placed by the traders, to sell or buy the security, when it reaches a particular price point. This is a type of automated "exit door", design to limit the investors loss in a particular position.

## Portfolio Diversification

It is a kind of strategy that advices investors to spread your investments across various asset classes. That may include various industries, various category of assets, like equities, ETF, Mutual funds, commodities, etc. This strategy is used to reduce risk.

## Market Sentiment

It is a collective feeling of investors, traders and analyst making the market, towards a particular stock, commodities, or index.

# RESEARCH TEAM



**Mr. Naresh Sharma**  
Research Head



**Ms. Moumita Samanta**  
Manager-Research




**Mr. Dev Aditya Chatterjee**  
Sr. Research Executive




**Mr. Vivek Kumar**  
Research Associate


# FOLLOW US

 [www.rmoneymoneyindia.com](http://www.rmoneymoneyindia.com)

 [rmoneymoneyindia](https://www.facebook.com/rmoneymoneyindia)

 [@rmoneymoneybroking](https://twitter.com/rmoneymoneybroking)

 [@RMoney\\_india](https://www.youtube.com/@RMoney_india)

 [@rmoneymoneyindia](https://www.instagram.com/@rmoneymoneyindia)

 [RMoney](https://www.linkedin.com/company/RMoney)

# CONTACT US

**Contact Us:** 0562-4266600

**BSE Enlistment:** 5633

**SEBI RA:** INH000010335

**Compliance Officer:** Mr. Rahgib Hussain

## Research Disclaimer and Disclosure under SEBI (Research Analysts) Regulations 2014

RAGHUNANDAN CAPITAL PRIVATE LIMITED (hereinafter referred as "RMONEY") is engaged into the business of Stock Broking, Depository Participant and Distribution of various financial product. RMoney is also registered as a Research Analyst under SEBI (Research Analyst) Regulations, 2014, SEBI Reg. No INH000010335.

The report / information / opinions have been prepared by RMONEY and are subject to change without any notice. The report and information contained herein is strictly confidential and meant solely for the selected recipient and may not be altered in any way, transmitted to, copied or distributed, in part or as a whole, to any other person or to the media or reproduced in any form, without prior written consent of RMONEY. The information provided in the Report is from publicly available data, which we believe, are reliable. While reasonable endeavors have been made to present reliable data in the Report as it relates to current and historical information, but RMONEY does not guarantee the accuracy or completeness of the data in the Report. Accordingly, RMONEY or any of its connected person including its directors or subsidiaries or associates or employees, shall not be in any way responsible for any loss or damage that may arise to any person from any inadvertent error in the information contained, views and opinions expressed in this publication.

This report is not directed to, or intended for display, downloading, printing, reproducing or for distribution to or use by, any person or entity who is a citizen or resident or located in any locality, state, country or other jurisdiction where such distribution, publication, reproduction, availability or use would be contrary to law or regulation or what would subject RMONEY or its affiliates to any registration or licensing requirement within such jurisdiction.

If this report is inadvertently sent or has reached any person in such country, especially, United States of America, the same should be ignored and brought to the attention of the sender. This document may not be reproduced, distributed or published in whole or in part, directly or indirectly, for any purposes or in any manner.

Foreign currencies denominated securities, wherever mentioned, are subject to exchange rate fluctuations, which could have an adverse effect on their value or price, or the income derived from them. In addition, investors in securities such as ADRs, the values of which are influenced by foreign currencies, effectively assume currency risk. It should not be construed as an offer to sell or a solicitation to buy any security.

Past performance should not be taken as an indication or guarantee of future performance, and no representation or warranty, express or implied, is made regarding future performance. The price, value of and income from any of the securities or financial instruments mentioned in this report can fall as well as rise.

The Report also includes analysis and views of our research team. The Report is purely for information purposes and does not consider investment recommendation/advice or an offer or solicitation of an offer to buy/sell any securities. The opinions expressed in the Report are our current opinions as of the date of the Report and may be subject to change from time to time without notice. RMONEY or any person connected with it does not accept any liability arising from the use of this document.

Investors should not solely rely on the information contained in this Report and must make investment decisions based on their own investment objectives, judgment, risk profile and financial position. The recipients of this Report may take professional advice before acting on this information.

As RMONEY along with its associates, are engaged in various financial services business and so might have financial, business or other interests in other entities including the subject company/ies mentioned in this Report. However, RMONEY encourages independence in preparation of research reports and strives to minimize conflict in preparation of research reports. RMONEY and its associates did not receive any compensation or other benefits from the subject company/ies mentioned in the Report or from a third party in connection with preparation of the Report. Accordingly, RMONEY, its research analyst or associates, do not have any material conflict of interest at the time of publication of this Report.

RMONEY or its associates might have received any compensation from the companies mentioned in the report during the period preceding twelve months from the date of this report for services in respect of managing or co-managing public offerings, corporate finance, investment banking or merchant banking, brokerage services or other advisory service in a merger or specific transaction in the normal course of business. RMONEY or its analysts did not receive any compensation or other benefits from the companies mentioned in the report or third party in connection with preparation of the research report.

Please note that RMONEY has a proprietary trading desk. This desk maintains an arm's length distance with the Research team and all its activities are segregated from Research activities. The proprietary desk operates independently, potentially leading to investment decisions that may deviate from research views.

RMONEY does not have actual/beneficial ownership of 1% or more securities of the subject company(ies) at the end of the month immediately preceding the date of publication of Research Report. Associates of RMONEY may have actual/beneficial ownership of 1% or more securities of the subject company(ies) at the end of the month immediately preceding the date of publication of Research Report; however, the same shall have no impact whatsoever on the specific recommendations made by the analyst(s) in the research report.

We confirm that the Research Analysts preparing these recommendations rely solely on their professional expertise and do not utilize Artificial Intelligence tools in delivering research services

We submit that no material disciplinary action has been taken on us by any regulatory authority impacting Research activities.