

NIFTY INDEX DAILY REPORT



12th May, 2026 | Tuesday



NIFTY INDEX DAILY REPORT

12th May, 2026

Nifty 50 experienced a sharp decline, closing at 23,379.55, a loss of 436.30 points or 1.83% from the last close of 23,815.85. The market opened weak at 23,722.60 and faced sustained selling pressure throughout the day, hitting an intraday low of 23,348.40 as investors stayed cautious to escalating geopolitical tensions in the Middle East and a record low for the Indian Rupee which went to the low of 95.74. This broad-based sell-off was led by the IT sector, with heavyweights like TCS and Infosys dropping over 4%, while ONGC emerged as a rare bright spot, surging nearly 6% due to rising crude oil prices. Overall sentiment remained cautious as the index breached critical support levels, with technical analysts pointing toward the 23,800–24,000 zone as a significant new resistance barrier.

Bank Nifty followed the path of the broader market's sentiment, closing the session at 54,439.90, a significant decline of 884.70 points or 1.63%. The index opened weak at 54,832.45 and faced relentless selling pressure as the Indian Rupee hit a record low of 95.74 against the USD and crude oil prices surged above \$100, stoking fears of prolonged inflation and tighter monetary policy. This bearish sentiment weighed heavily on private banking heavyweights like HDFC Bank and ICICI Bank, while the PSU Bank index saw even steeper corrections of 2% to 4%. On the technical charts if the index falls below crucial support zone at 54,400, warning that a failure to hold this level could further trigger a slide toward the 53,500 mark in the coming sessions.

Nifty Energy buckled under the weight of broader market volatility, closing at 39,542.35 with a loss of 500.95 points. Though, the index initially touched an intraday high of 40,333.55 as global crude oil prices surged toward \$106 per barrel, these gains were erased by intensifying concerns over rising fuel costs and higher financing expenses. The sector's performance was a mix of stark contrasts, as ONGC and NTPC showed relative strength, but the index was dragged down by a crash of 6% in JSW Energy amid disappointing Q4 results and sharp declines in Adani Energy Solutions and Adani Green. Ultimately, the breach of the psychological 40,000 mark signaled a shift in momentum, leaving the sector vulnerable to further corrections despite the underlying strength in commodity prices.

NIFTY DAILY CHART

Nifty plunged by 436 points and closed below the 23,600 level at 23,379.55. The index is seen breached the lowest band of the Bollinger Band at 23,611.13. Thus, if the index falls below the 23,300 level, the next downside destination would be 23,100. Upside can only be witnessed if the index manages to gain momentum and surges above the key level of 23,800-24,000 and sustains above the same.



INDICES	CLOSING	%CHANGE	SUPPORT	RESISTANCE
NIFTY	23,379.55	-1.83%	23200	23800
BANK NIFTY	53,555.20	-1.63%	53200	54000
SECTORIAL INDICES				
NIFTY IT	28,234.90	-3.73%	27,700	28,500
NIFTY PHARMA	23,804.90	-1.36%	23,200	24,310
NIFTY AUTO	26,142.60	-2.28%	25,750	27,101
NIFTY REALTY	765.70	-4.11%	730	780
NIFTY ENERGY	39,542.35	-1.25%	39,270	40,655
NIFTY FMCG	50,453.90	-1.47%	49,700	51,490



NOTES TO REPORT

India Vix

It is a real time index measuring the market expectation of volatility over last 30 days. It is also called "Fear Gauge" or "Fear Index". Through this traders can expect Nifty 50 to swing up and swing down. In other words, it tracks magnitude of price movement.

Stop-Loss

Stop-Loss, is an advance order placed by the traders, to sell or buy the security, when it reaches a particular price point. This is a type of automated "exit door", design to limit the investors loss in a particular position.

Portfolio Diversification

It is a kind of strategy that advices investors to spread your investments across various asset classes. That may include various industries, various category of assets, like equities, ETF, Mutual funds, commodities, etc. This strategy is used to reduce risk.

Market Sentiment

It is a collective feeling of investors, traders and analyst making the market, towards a particular stock, commodities, or index.

RESEARCH TEAM



Mr. Naresh Sharma
Research Head



Ms. Moumita Samanta
Manager-Research




Mr. Dev Aditya Chatterjee
Sr. Research Executive





Mr. Vivek Kumar
Research Associate


FOLLOW US

 www.rmoneymoney.com

 [rmoneymoney](https://www.facebook.com/rmoneymoney)

 [@rmoneymoney](https://twitter.com/rmoneymoney)

 [@RMoney_india](https://www.youtube.com/@RMoney_india)

 [@rmoneymoney](https://www.instagram.com/rmoneymoney)

 [RMoney](https://www.linkedin.com/company/RMoney)

CONTACT US

Contact Us: 0562-4266600

BSE Enlistment: 5633

SEBI RA: INH000010335

Compliance Officer: Mr. Rahgib Hussain

Research Disclaimer and Disclosure under SEBI (Research Analysts) Regulations 2014

RAGHUNANDAN CAPITAL PRIVATE LIMITED (hereinafter referred as "RMONEY") is engaged into the business of Stock Broking, Depository Participant and Distribution of various financial product. RMoney is also registered as a Research Analyst under SEBI (Research Analyst) Regulations, 2014, SEBI Reg. No INH000010335.

The report / information / opinions have been prepared by RMONEY and are subject to change without any notice. The report and information contained herein is strictly confidential and meant solely for the selected recipient and may not be altered in any way, transmitted to, copied or distributed, in part or as a whole, to any other person or to the media or reproduced in any form, without prior written consent of RMONEY. The information provided in the Report is from publicly available data, which we believe, are reliable. While reasonable endeavors have been made to present reliable data in the Report as it relates to current and historical information, but RMONEY does not guarantee the accuracy or completeness of the data in the Report. Accordingly, RMONEY or any of its connected person including its directors or subsidiaries or associates or employees, shall not be in any way responsible for any loss or damage that may arise to any person from any inadvertent error in the information contained, views and opinions expressed in this publication.

This report is not directed to, or intended for display, downloading, printing, reproducing or for distribution to or use by, any person or entity who is a citizen or resident or located in any locality, state, country or other jurisdiction where such distribution, publication, reproduction, availability or use would be contrary to law or regulation or what would subject RMONEY or its affiliates to any registration or licensing requirement within such jurisdiction.

If this report is inadvertently sent or has reached any person in such country, especially, United States of America, the same should be ignored and brought to the attention of the sender. This document may not be reproduced, distributed or published in whole or in part, directly or indirectly, for any purposes or in any manner.

Foreign currencies denominated securities, wherever mentioned, are subject to exchange rate fluctuations, which could have an adverse effect on their value or price, or the income derived from them. In addition, investors in securities such as ADRs, the values of which are influenced by foreign currencies, effectively assume currency risk. It should not be construed as an offer to sell or a solicitation to buy any security.

Past performance should not be taken as an indication or guarantee of future performance, and no representation or warranty, express or implied, is made regarding future performance. The price, value of and income from any of the securities or financial instruments mentioned in this report can fall as well as rise.

The Report also includes analysis and views of our research team. The Report is purely for information purposes and does not consider investment recommendation/advice or an offer or solicitation of an offer to buy/sell any securities. The opinions expressed in the Report are our current opinions as of the date of the Report and may be subject to change from time to time without notice. RMONEY or any person connected with it does not accept any liability arising from the use of this document.

Investors should not solely rely on the information contained in this Report and must make investment decisions based on their own investment objectives, judgment, risk profile and financial position. The recipients of this Report may take professional advice before acting on this information.

As RMONEY along with its associates, are engaged in various financial services business and so might have financial, business or other interests in other entities including the subject company/ies mentioned in this Report. However, RMONEY encourages independence in preparation of research reports and strives to minimize conflict in preparation of research reports. RMONEY and its associates did not receive any compensation or other benefits from the subject company/ies mentioned in the Report or from a third party in connection with preparation of the Report. Accordingly, RMONEY, its research analyst or associates, do not have any material conflict of interest at the time of publication of this Report.

RMONEY or its associates might have received any compensation from the companies mentioned in the report during the period preceding twelve months from the date of this report for services in respect of managing or co-managing public offerings, corporate finance, investment banking or merchant banking, brokerage services or other advisory service in a merger or specific transaction in the normal course of business. RMONEY or its analysts did not receive any compensation or other benefits from the companies mentioned in the report or third party in connection with preparation of the research report.

Please note that RMONEY has a proprietary trading desk. This desk maintains an arm's length distance with the Research team and all its activities are segregated from Research activities. The proprietary desk operates independently, potentially leading to investment decisions that may deviate from research views.

RMONEY does not have actual/beneficial ownership of 1% or more securities of the subject company(ies) at the end of the month immediately preceding the date of publication of Research Report. Associates of RMONEY may have actual/beneficial ownership of 1% or more securities of the subject company(ies) at the end of the month immediately preceding the date of publication of Research Report; however, the same shall have no impact whatsoever on the specific recommendations made by the analyst(s) in the research report.

We confirm that the Research Analysts preparing these recommendations rely solely on their professional expertise and do not utilize Artificial Intelligence tools in delivering research services

We submit that no material disciplinary action has been taken on us by any regulatory authority impacting Research activities.